

Unit 8

1. Listen to the story p.34 and circle



2. Read the story p.34 and circle

3. Listen, look and learn p.35

1. Listen, look and learn

a pencil

two pencils

a pen	→	pens
a book	→	books
a ruler	→	rulers
a board	→	boards
a rubber	→	rubbers

What is it?


It's a pencil.


What are they?


They are pencils.


4. Match

2. Match

a)  They are pencils.

b)  It's a pencil case.


c)  They are rubbers.

d)  They are pens.


5. Activity book p. 30 ex. 1



1. Help the alien. Write the names of the objects.



It's a rubber.



They are rubbers.



a)



It's a pencil case.



b)



It's a book.



c)



It's a pencil.



d)



It's a pen.



6. Activity book p. 1 ex. 2,3

 2. Read and match.



They are pencils.



They are rubbers.



They are books.



They are pens.

 3. Finish the drawings and write questions or answers

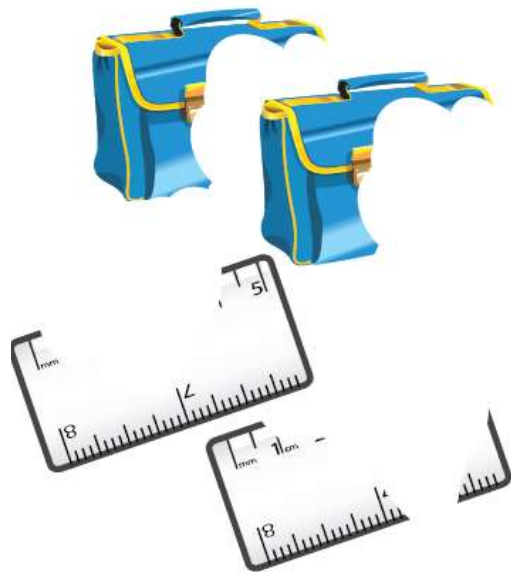


What are they?



What are _____?

They _____



What _____?

_____?

7. Activity book p. 32 ex. 4

 **4. Look and answer**



Are they rubbers?

What are they?



_____pencil cases?

No, they _____

What are they?
